

# PowerShare / Epic MyChart Imaging Link

## What is PowerShare?

PowerShare is an online service that lets you access, view, and share your medical images—like X-rays, MRIs, and CT scans—quickly and securely. You don't need to download large files or use special apps. Everything starts right inside your Epic MyChart account, making it easy to work with your healthcare team and stay informed about your health.

## Why Create a PowerShare Account?

- Access your images anytime, anywhere.
- Share images easily with your doctors or care team.
- Your information is safe and private.
- Keep your images stored long term.

## How does PowerShare work with Epic MyChart?

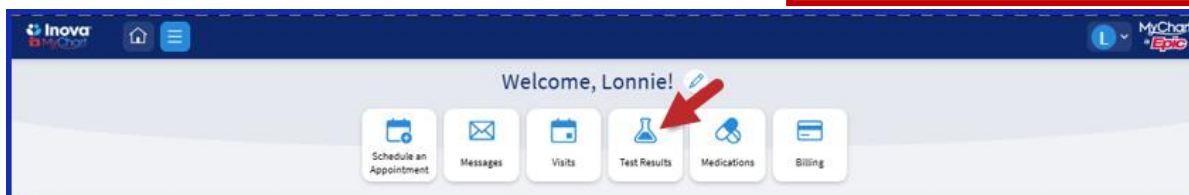
PowerShare is built right into Epic MyChart. When you need to access your medical images, you can do it directly from your MyChart account using the Patient Image Access application. This makes it simple to view, share, or manage your images securely and conveniently.

## Accessing Your Medical Images


Patients can access medical images from Epic My Chart by navigating to the Test Results page.

1. **Log in to Epic MyChart.**
2. Go to the **Test Results** page.

### Welcome Page from MyChart

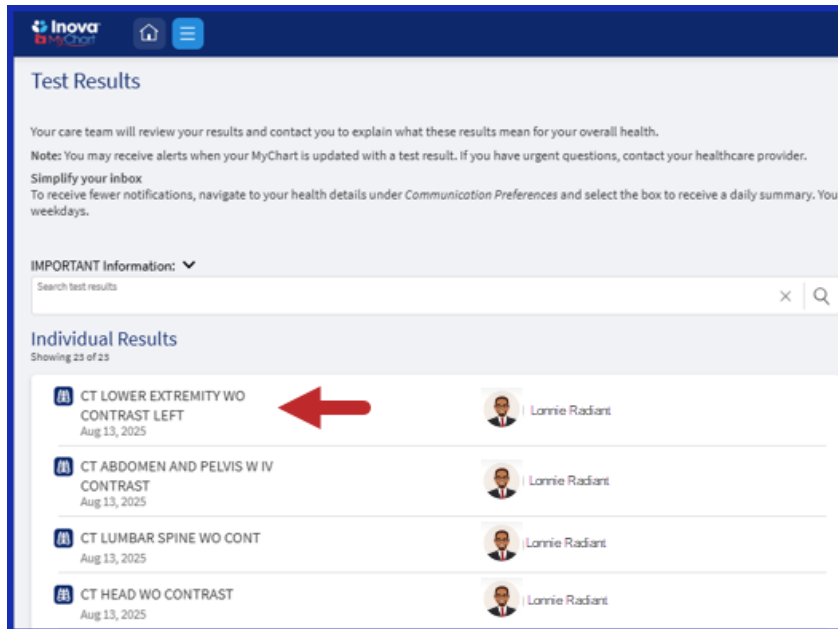


### Welcome Page from a mobile device

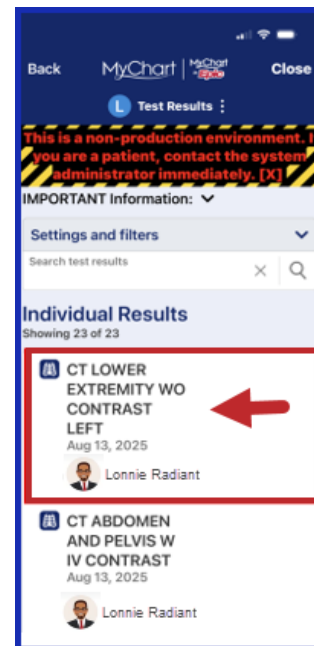


3. Select the test result you want to view.

#### Test Result Page from MyChart

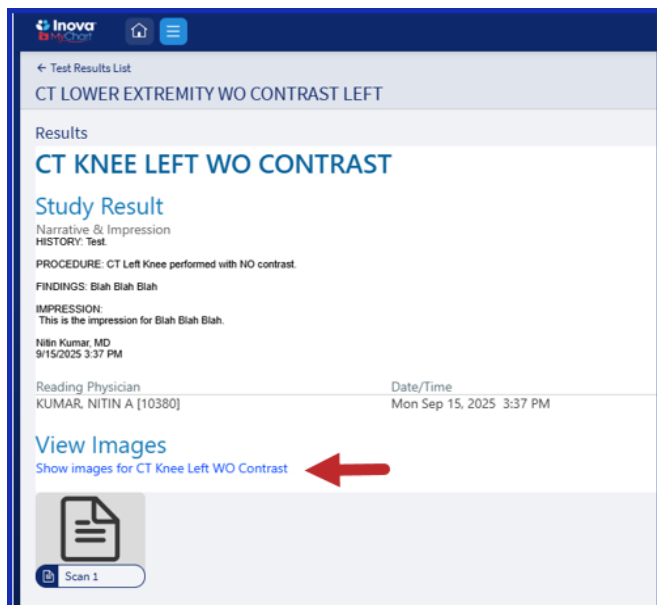


#### Test Result Page from a mobile device



4. Click the **hyperlink** under **View Images** to be directed to PowerShare.

#### Hyperlink from MyChart



#### Hyperlink from a mobile device

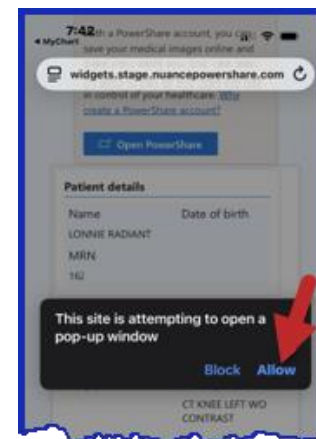


**FYI!**

Narrative and Impression will display, to see Image(s), select "View Images" hyperlink to link to PowerShare.

**FYI!**

If a message asking for permission to open a pop-up window displays, click Allow to grant access to the PowerShare site.





## Important:

- If you **have** a PowerShare account, selecting the **Show Images** hyperlink will take you directly to the images.
- If you **do not** have a PowerShare account, click **Open PowerShare** and follow the steps to register. Your email will auto-populate—just use the same email as your MyChart account.

### Manage Your Images

With a PowerShare account, you can save your medical images online and share them easily with your care team. It's quick to sign up and helps you stay in control of your healthcare. [Why create a PowerShare account?](#)

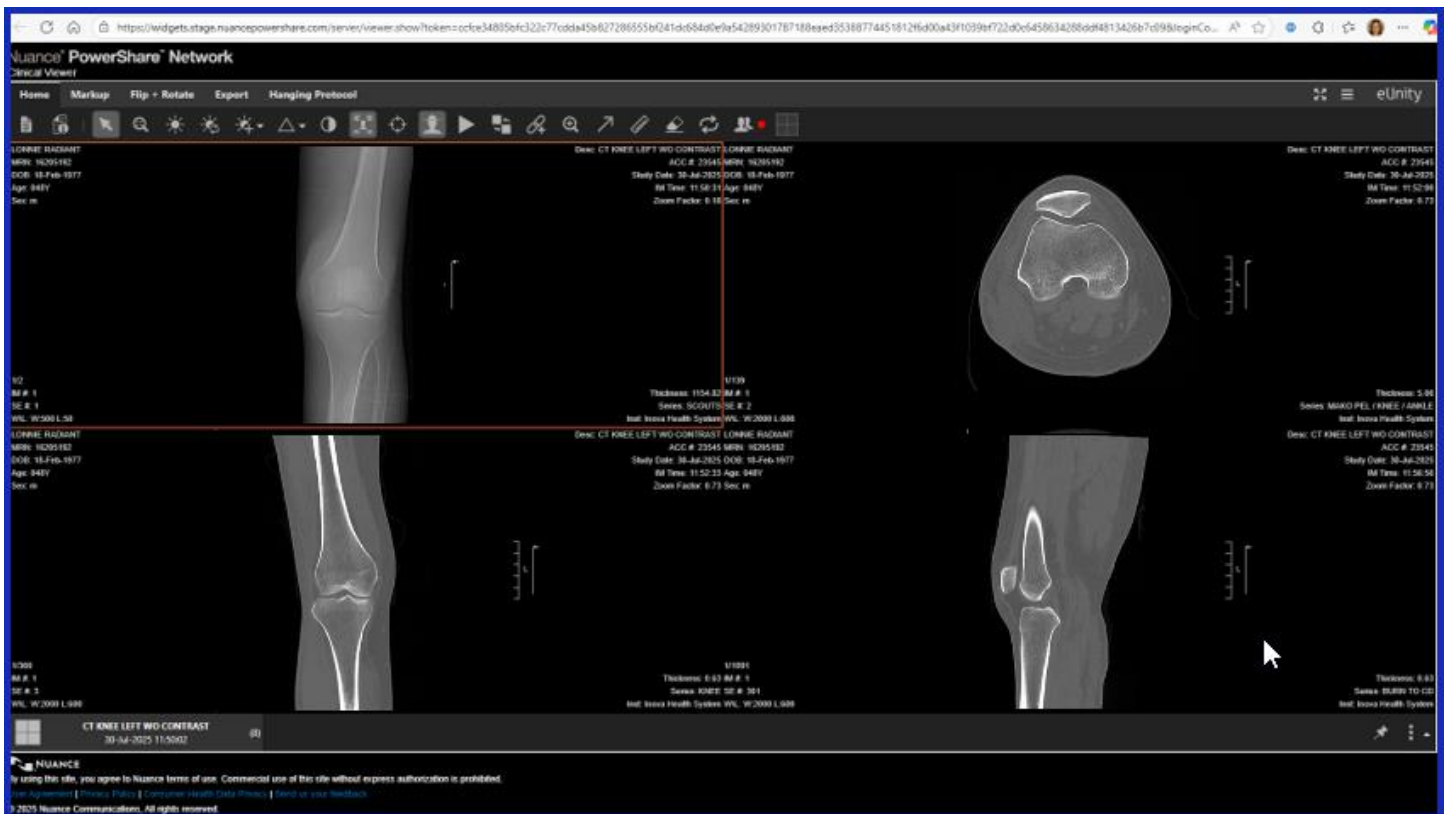
[Open PowerShare](#)

Patient details			Imaging study			
Name	Date of birth	MRN	Study date	Modality	Body part	Description
LONNIE RADIANT		162	07/30/2025	CT,SR		CT KNEE LEFT WO CONTRAST

Need to share your images with your care team? A PowerShare account makes it easy and secure. Click the Open PowerShare button to register for an account.

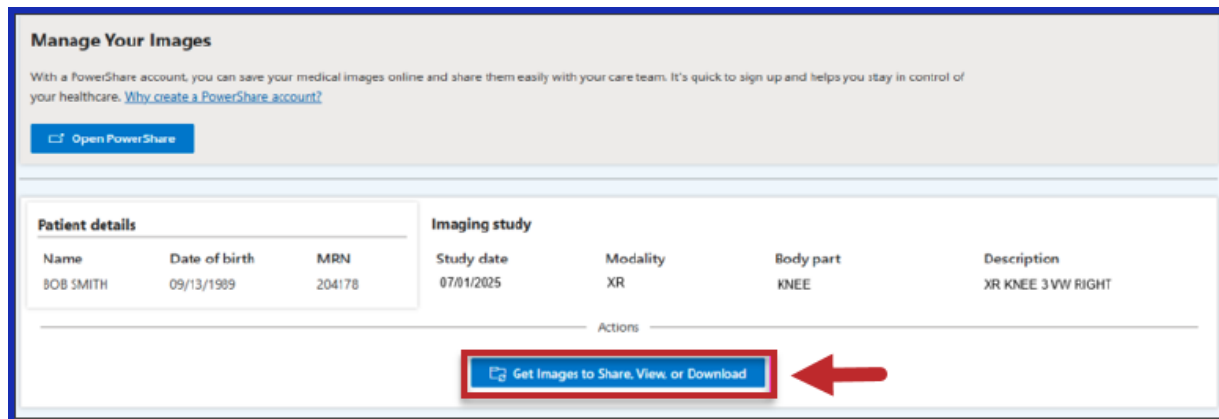
[View Images](#) [Download](#)

## Images displayed



## What can I do with my images?

Initially, the medical images need to be retrieved to become available for further actions within the Patient Image Access application. Click **the highlighted button** below to get started. The system will display a message while the retrieval is in progress.

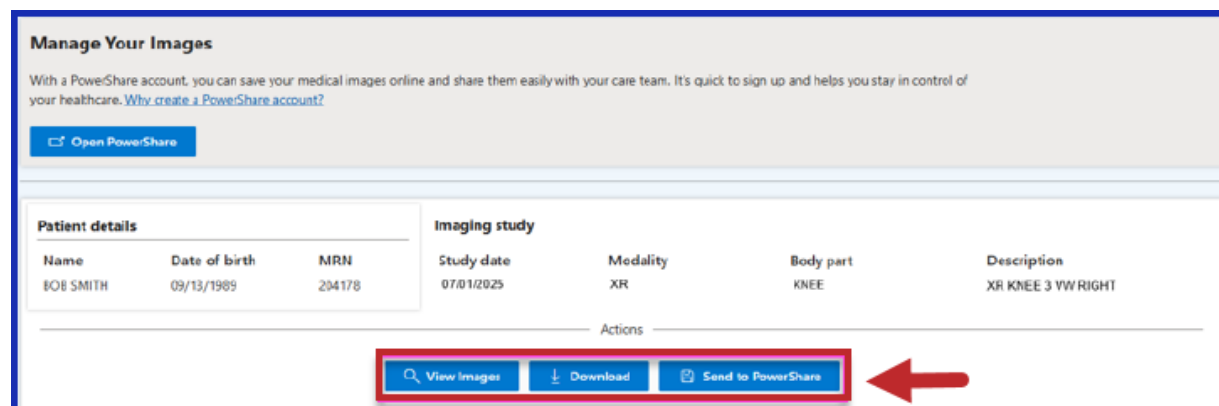


Depending on your settings and whether you have a PowerShare account, you may see different options:

- **View Images:** See your medical images in real time. When you have a PowerShare account, the images will also be copied to your account.
- **Download:** Save images to your computer or thumb drive. Large imaging files may not be downloaded properly on some mobile devices due to file size limitations. For the best experience, use a desktop or laptop computer when downloading large files. When you have a PowerShare account, the images will also be copied to your account.

**Note:** A viewer is not included in the download files. The download includes medical images in DICOM (.dcm) format as a ZIP file. You may need special software to open or view these files once downloaded. If you need to share the images with your care team, use PowerShare for an easy and secure option.

- **Send to PowerShare:** Copy your images to your PowerShare account for easy sharing and future access.



If you already have a PowerShare account, you may see these buttons: **View Images**, **Download**, and **Send to PowerShare**.

**Manage Your Images**

With a PowerShare account, you can save your medical images online and share them easily with your care team. It's quick to sign up and helps you stay in control of your healthcare. [Why create a PowerShare account?](#)

[Open PowerShare](#)

Patient details			Imaging study			
Name	Date of birth	MRN	Study date	Modality	Body part	Description
BOB SMITH	09/13/1989	204178	07/01/2025	XR	KNEE	XR KNEE 3 VW RIGHT

Need to share your images with your care team? A PowerShare account makes it easy and secure. Click the Open PowerShare button to register for an account.

[View Images](#) [Download](#)

If you do not have a PowerShare account, you may see these buttons: **View Images** and **Download**. You can register for PowerShare by clicking **Open PowerShare**.

### What Happens After You View, Download, or Send Images?

After you have initially accessed PowerShare, the next time you log in, your experience may be different:

- If you **do not** have a PowerShare account, after a period, you may need to retrieve the images again.
- If you **do** have a PowerShare account, the interface may show that your images are already copied, and you'll have direct access to them for sharing or viewing from your PowerShare account.
- Click **Open PowerShare** to take further actions, such as viewing or sharing with your care team.

**Manage Your Images**

With a PowerShare account, you can save your medical images online and share them easily with your care team. It's quick to sign up and helps you stay in control of your healthcare. [Why create a PowerShare account?](#)

[Open PowerShare](#)

Patient details			Imaging study			
Name	Date of birth	MRN	Study date	Modality	Body part	Description
BOB SMITH	09/13/1989	204178	07/01/2025	XR	KNEE	XR KNEE 3 VW RIGHT

These medical images are available in your PowerShare account (patient@email.com). Click [Open PowerShare](#) to share your medical images or take other actions.



### Frequently Asked Questions

**Q:** What if I don't have a PowerShare account?

**A:** You can create one easily when you access your images. Just use the same email as your MyChart account.

**Q:** Can I use PowerShare on my phone?

**A:** Yes, but downloading large image files may not work on some mobile devices. Viewing and sharing are usually supported.

**Q:** What if I only want to view my images, not download them?

**A:** You can choose to view images in real time or send them to your PowerShare account for later access.

**Q:** Are images available to download from 2022 to present?

**A:** Images are available to download from 2022 to present. Historical images will still need to be requested from Inova's Medical Records Imaging Dept.

**Q:** Will patients who had imaging exams performed at Fairfax Radiology Group (FRC) –display in Inova's MyChart?

**A:** Patients who had imaging exams performed at Fairfax Radiology Group (FRC) – images do not display in Inova's MyChart. Please login to your FRC patient portal to see Images. Per agreements with Fairfax Radiology Group.

**Q:** Are images exclusive to radiology and include documentation collected from the imaging appointment?

**A:** Images are not exclusive to radiology and may include documentation collected from the imaging appointment.